



Company Reg: 06820549 / VAT No: 984436873


Unit 14, Chingford Industrial Centre, Hall Lane, Chingford, London, E4 8DJ.

T: 0208-345-6008 E: [nikolas@northlondonwindows.co.uk](mailto:nikolas@northlondonwindows.co.uk) W: [www.northlondonwindows.co.uk](http://www.northlondonwindows.co.uk)

### **SASH WINDOWS**



### **FRENCH DOORS**



### **CASEMENT WINDOWS**



## **HARDWOOD / SOFTWOOD / ACCOYA**

NLW Timber windows & doors in traditional & contemporary designs - Includes bespoke wooden doors, casement & sash.

Beautifully crafted, accurately produced, high energy efficiency and durable.

Made in house using long standing joinery skills put together with future proof technology.

Carefully selected raw materials are processed in our own sawmill, dried in our wood drying facilities, to finally be used in products designed & engineered to highest standards.



NORTH LONDON  
WINDOWS LTD.

Company Reg: 06820549 / VAT No: 984436873

Unit 14, Chingford Industrial Centre, Hall Lane, Chingford, London, E4 8DJ.

T: 0208-345-6008 E: nikolas@northlondonwindows.co.uk W: www.northlondonwindows.co.uk

# TIMBER FLUSH CASEMENT







Galaxy S23 Ultra



Galaxy S23 Ultra



Galaxy S23 Ultra



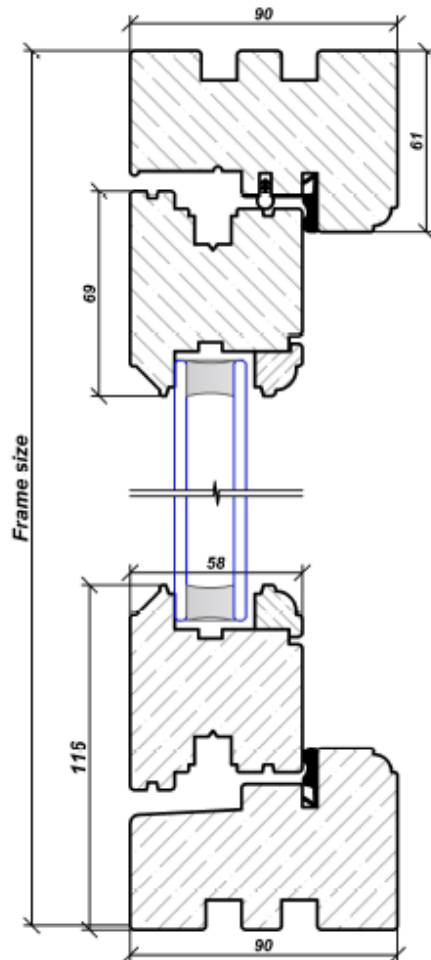
Galaxy S23 Ultra



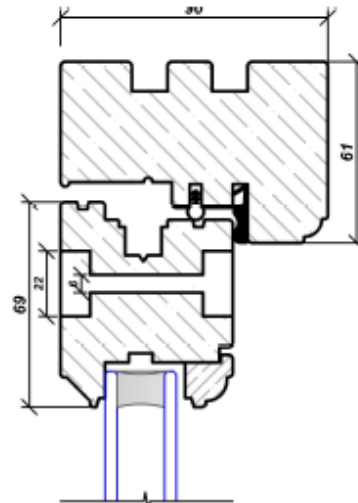
Galaxy S23 Ultra



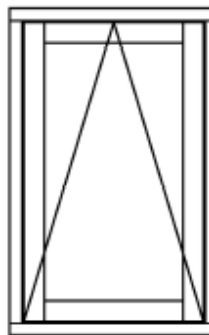
Galaxy S23 Ultra



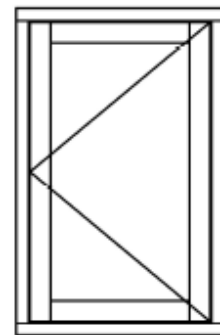
**Vertical Section**



**Trickle Vent Head**

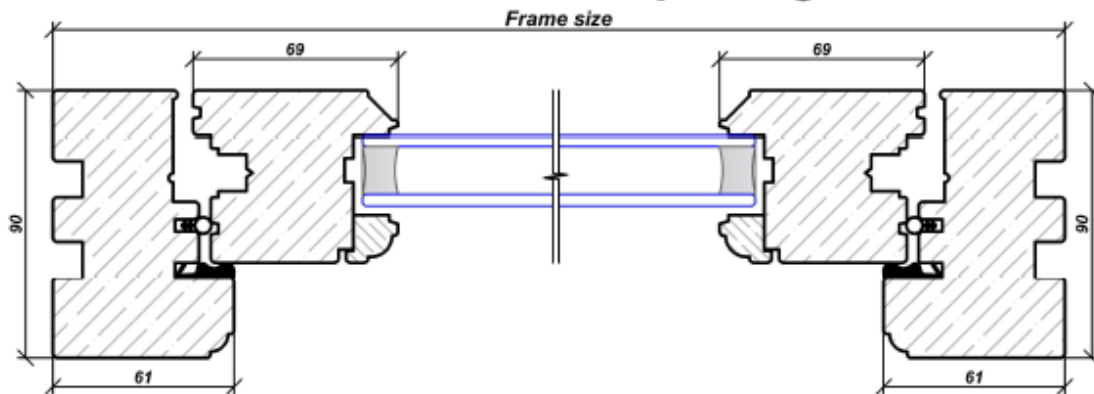


**Top Hung**



**Side Hung**

**Opening Actions**



**Horizontal Section**

**Windows Type**

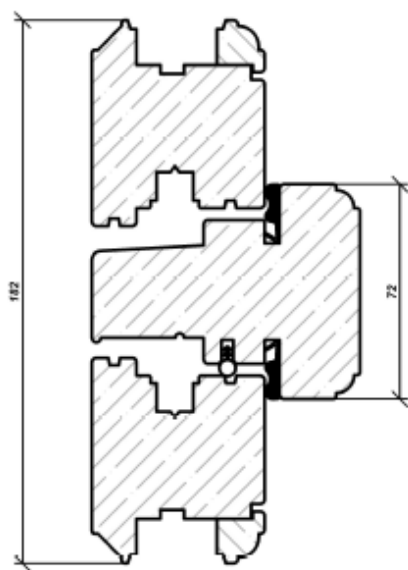
**Flush Casement**

**Drawing Name**

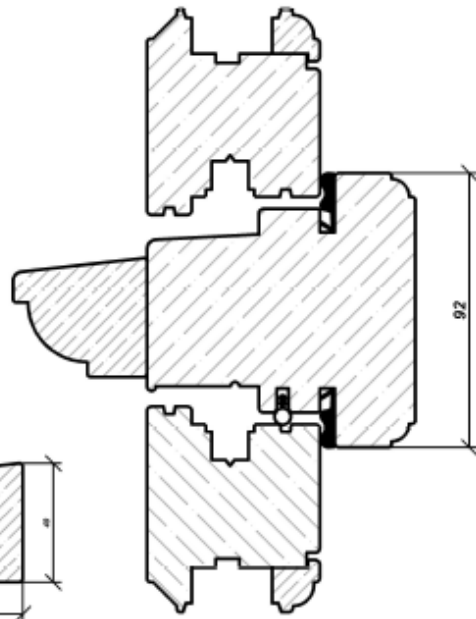
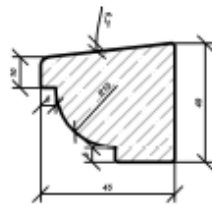
**Sections & Openings**

**Scale**

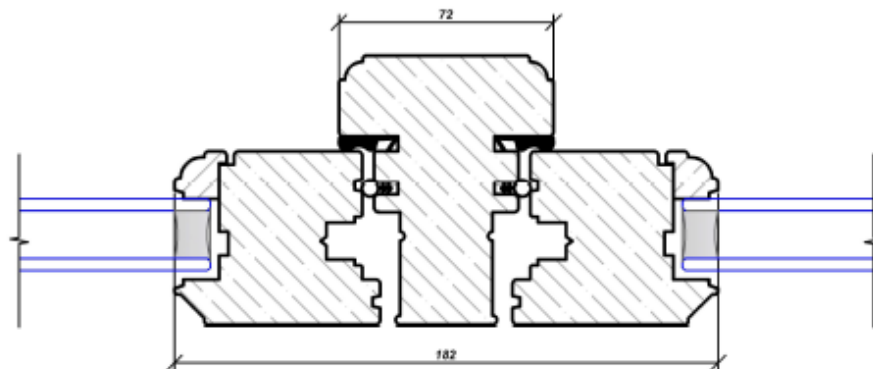
**1:2 & 1:20**



**Crossbar Type I**



**Crossbar Type II**



**Vertical Mullion**

**Windows Type**

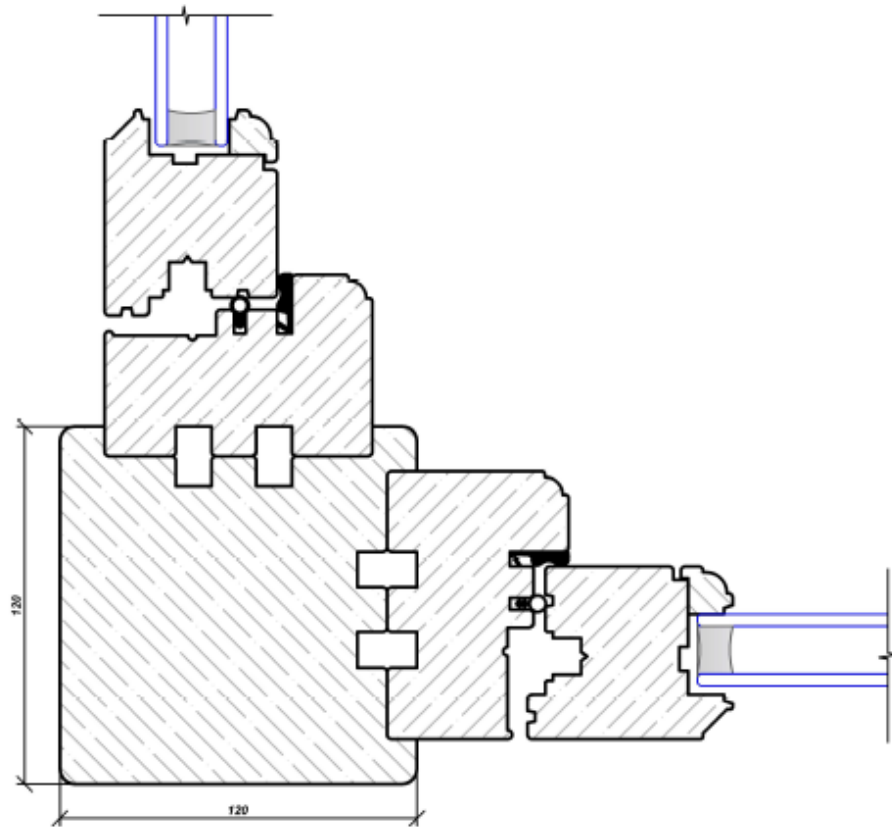
**Flush Casement**

**Drawing Name**

**Bars**

**Scale**

**1:2**



***Rectangular Bay Window  
Detail***

---

***Windows Type***

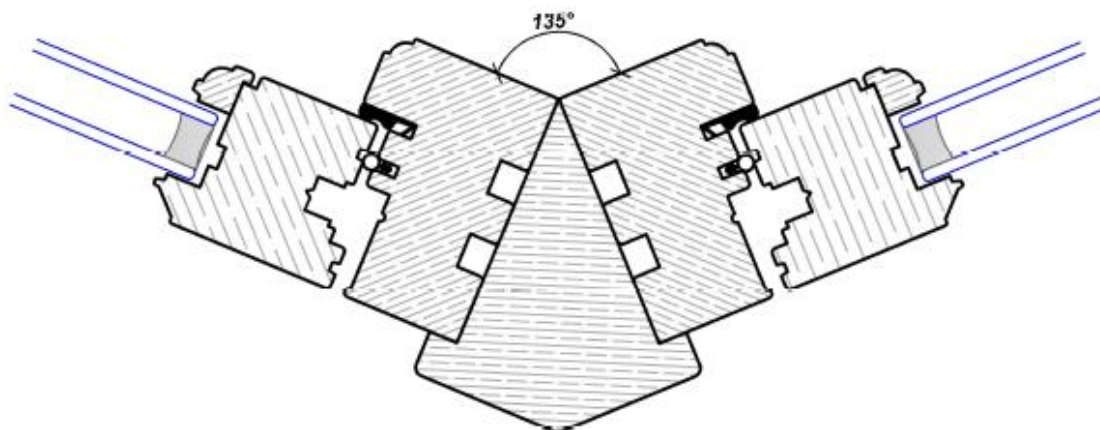
***Flush Casement***

***Drawing Name***

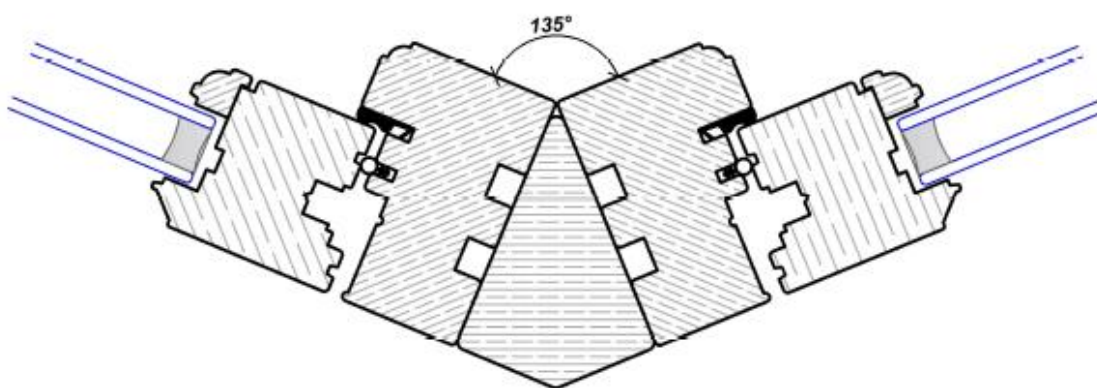
***Bay Windows Sheet 2***

***Scale***

***1:2***



***Bay Window Detail***



***Bay Window Detail***

---

***Windows Type***

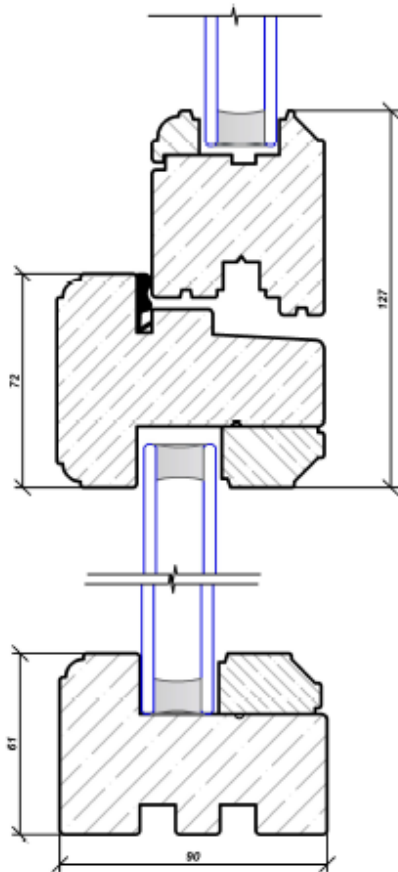
***Flush Casement***

***Drawing Name***

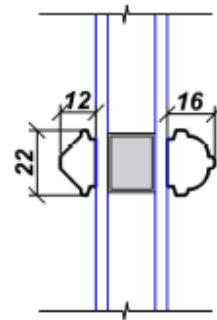
***Bay Windows - Sheet 1***

***Scale***

***1:2***



**Fixed Glazing**



**Glazing Bar**

**Windows Type**

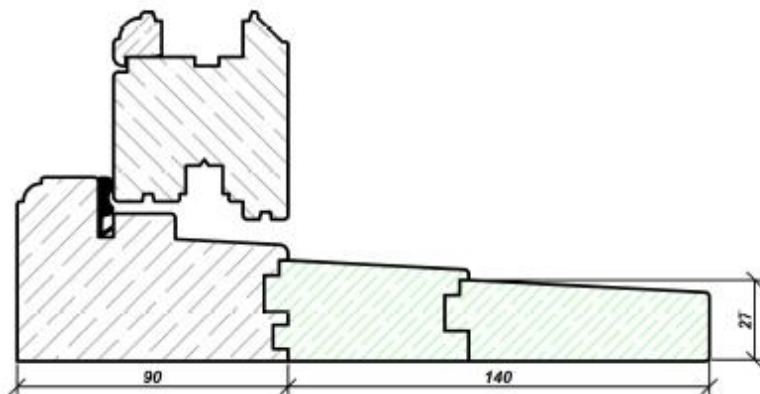
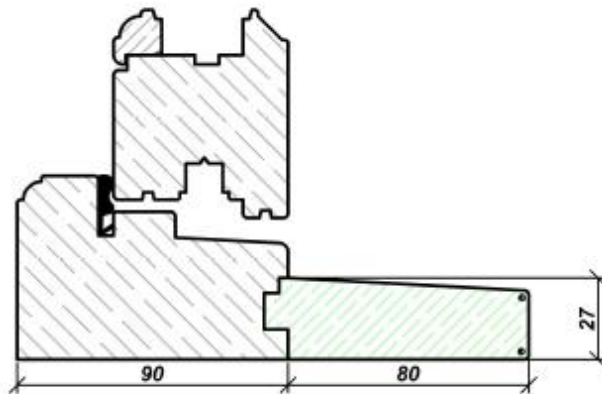
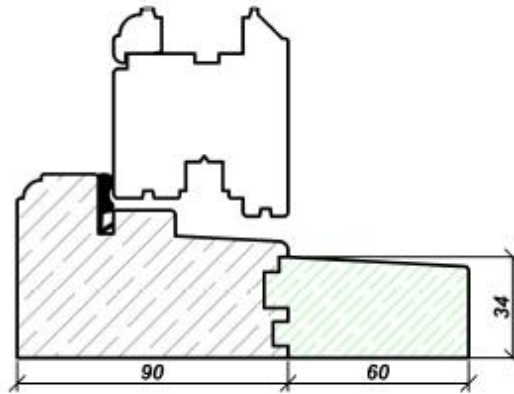
**Flush Casement**

**Drawing Name**

**Bottom Fix**

**Scale**

**1:2**



**Windows Type**

**Flush Casement**

**Drawing Name**

**External Window Sill**

**Scale**

**1:2 & 1:20**