

Sliding

ECOSlide PVC-U sash windows primarily function like a wooden box sash window with both the top and bottom sashes sliding up and down to suit your ventilation requirements.

Convenient and simple to operate, the two sliding sashes within an outer frame work independently of each other on a balanced load mechanism, designed to hold the sash at any height.



Tilt & Easy Clean

ECOSlide PVC-U sash windows are incredibly low maintenance, requiring only a quick wipe down with a damp cloth to keep them looking as good as new.

The window sashes feature an inward opening tilt facility to allow easy and safe cleaning of the outside frame and glass from inside your home. This is particularly useful for second storey windows or windows positioned in a hard to reach place, such as above a conservatory.



Authentic Sash Details

It's the little details that make ECOSlide sash windows as authentic as possible.

ECOSlide PVC-U sash windows are as authentic-looking as possible, featuring slim profile sections with design aesthetics which are pleasing to the eye as well as offering improved views from the inside and outside.

Our windows incorporate the same stylish features found on original timber sash windows such as Astragal glazing bars, decorative sash horns and traditional-style operating hardware. The jambs, sash sections and meeting rail are all engineered to look just like an original timber sash window.



Custom Colours

Spraying and colour matching can give your windows an individualistic look.

An onsite paint shop enables ECOSlide PVC-U sash windows to be spray painted any custom colour to match virtually any RAL code or colour.

This facility allows you to personalise the vertical sash windows and colour co-ordinate them to match the property or suit a homeowner's specific requirements.

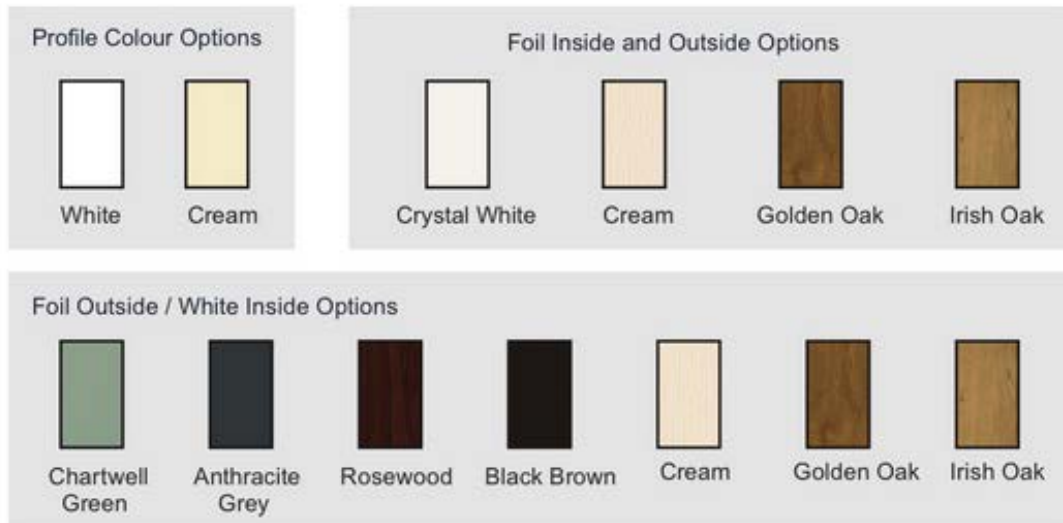
Our optional spray painted finish is applied to the highest standards and will provide an unique and colourful sash window project solution.



Colour & Foil Options

Timber box sash windows were always painted and you can replicate this look with solid White and Cream colour options. If you want a more natural wood effect, our Crystal White, Cream, Golden Oak and Irish Oak foils give a realistic woodgrain appearance that mimics the grained texture and appearance of an original timber window.

We also offer colour outside / White inside options in Chartwell Green, Anthracite Grey, Rosewood, Black Brown, Cream, Golden Oak and Irish Oak. With this option you can have the external colour you like, whilst maintaining a White interior to better suit your home's decoration.



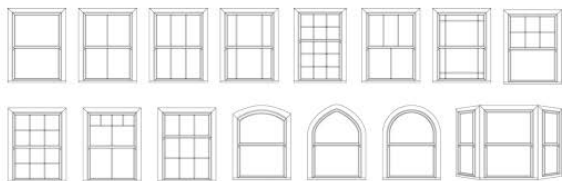
Colours shown are a guide and are only as accurate as the printing process allows

Spraying and colour matching

Our onsite paint shop enables your **ECOSlide** PVC-U sash windows to be spray painted to match virtually any RAL code or colour.

You can personalise your vertical sash windows and colour co-ordinate them to match your property or just to suit your own personal taste.

Our optional spray painted finish is applied to the highest standards and will provide a unique and colourful addition to your home.



Windows to suit all applications, from traditional styles to contemporary designs.

Sash Window Styles

ECOSlide windows are available in a range of popular sash window design styles to provide 21st century modern replacements for original windows, including splayed and 90° box bay-style windows. We can also manufacture bespoke units in eye-catching architectural shapes such as True Arch, Gothic Arch and Swept Head windows. Transom drops are 50/50 split as standard. Other transom drops can be manufactured to order, but the transom drop will be determined by the grid layout. Other additional design options are available with internal Georgian glazing bars or external Astragal glazing bars.

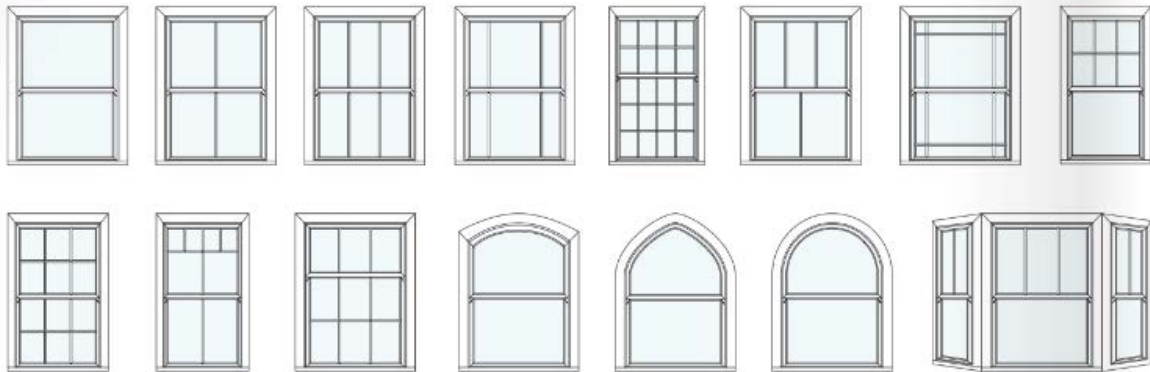
Windows to suit your style

We offer a range of sash window styles to match your old windows as closely as possible and maintain the signature "design statement" for your home.

We can replace bay-style windows including splay and box bay windows. These are a common feature in older properties and when combined with a sliding sash window the installed appearance is very impressive.

We can also replace arched and swept head windows. These shaped styles are incredibly eye-catching. **ECOSlide** PVC-U sash windows are bespoke-manufactured to your exact requirements, to maintain the appealing charm of your home.

Other additional design options are available with internal Georgian Bar or external Astragal Bar detailing, to ensure your new windows are truly authentic in style.



A small selection of the styles available


Horn Details

ECOSlide PVC-U sash windows are available in 3 options

- Without horns.
- Plant-on Horns.
- Run-through horns.



Plant-on horn



Run-through horn



Sash Lift (fitted as standard)

Used for opening and closing the bottom sash. Two Sash Lifts are fitted as standard.

- Dimensions (mm): H49 x W55 Dx33 (distance between screw holes 30mm)
- Colours available: White (Std), Chrome, Satin Chrome, Gold, Black



Pole Eyes (fitted as standard)

For opening and closing the top sash. Two Pole Eyes are fitted as standard.

- Dimensions (mm): H47 x W27 Dx35
- Colours available: White (Std), Chrome, Satin Chrome, Gold, Black



Sash Lock (fitted as standard)

Lock both bottom and top sashes firmly in place when the window is fully closed. Key lockable. One Sash lock is fitted to windows up to 799mm wide. Two are fitted on windows 800mm wide and over.

- Dimensions of Lock (mm): H88 x W30 Dx28
- Dimensions of Keep (mm): H76 x W11 Dx17
- Colours available: White (Std), Chrome, Satin Chrome, Gold, Black



Tilt Knob (fitted as standard)

Allow inward tilting of the sliding sashes for easy and safe cleaning from inside the home. Two Tilt Knobs are fitted as standard.

- Dimensions (mm): H30 x W30 Dx21
- Colours available: White (Std), Chrome, Satin Chrome, Gold, Black



Travel Restrictors (fitted as standard)

Provide enhanced security and safety for your vertical sliding sash windows. Used to restrict the opening of the window to just 100mm. Key operated.

- Dimensions (mm): H64 x W14 x D1 (24mm)
- Colours available: White (Std), Chrome, Satin Chrome, Gold, Black



Cills & Security Bar

Available in front-to-back depths of 152mm (standard), 185mm and 225mm and feature our signature "anti-jemmy" security bar upstaged. External top faces of all our ECOSlide cill profiles gently slope to efficiently shed and drain rainwater away from window. The Security bar is an integral part of the window cill which significantly increases security, to help prevent potential intruders using tools or excessive force to try and lever open the bottom sash and gain entry.



D Handle (Optional Extra)

These optional easy-grip handles can be used in place of pole eyes or sash lifts and can be fitted externally on the bottom of the top sash for ease of operation.

- Dimensions (mm): H138 x W9 Dx20
- Colours available: White (Std), Chrome, Satin Chrome, Gold, Black



Trickle Vents (Optional Extra)

Predominantly positioned in the top sash, but can be placed in the head upon request. If the trickle vent is placed in the head of the frame, an add-on profile to the top of the window may be required.

- Vent4000 Dimensions (mm): H22 x W400 Dx20
- Vent2000 Dimensions (mm): H22 x W300 Dx20
- Standard Colours available: White, Grey, Grey/White, Golden Oak, Golden Oak/White, Black, Black/White, Rosewood, Rosewood/White. Spayed colours: Cream, Cream/White, Irish Oak, Irish Oak/White, Chartwell Green, Chartwell Green/White.



Toughened Glass (Top & Bottom as standard)

ECOSlide vertical sliding sash windows feature double glazed sealed units with toughened glass in both top and bottom sashes, for enhanced safety and security.

High performance double glazed insulated glass units are 24mm in thickness (outer pane 4mm, airgap 16mm, inner pane 4mm) for optimum thermal efficiency.

Obscured Glass

Patterned obscured glass is ideal for bathrooms, toilets and other rooms as requested. We offer a range of privacy glass styles to choose from.



Contora™ Charcoal Sticks™ Minster™ Satin™ Stippolyte™

More options available upon request



Bay Jacks (Optional Extra)

For reinforcement where appropriate to ensure it is able to sustain the load it is supporting. This is particularly relevant to bay windows. Our bay jacks are tested to bear a minimum load of two tonnes. Bay jacks offer an efficient solution to ensuring that the windows are fully compliant and they are simple to fit.

Attention to Detail

It's the little details that help make ECOSlide sash windows as authentic as possible. Our PVC-U windows are designed to be smooth and sleek with slim profile sections giving a better appearance, which is pleasing to the eye as well as offering improved views from the inside and outside.

To complete the timber-like appearance, our windows incorporate the same stylish features found on original timber sash windows such as astragal bars, decorative sash horns and traditional-style operating hardware. The jambs, sash sections and meeting rail are all engineered to look just like a timber sash window, giving you truly authentic looking new windows.



Plant-On Sash Horn



Run-Through Sash Horn



Astragal Bars (External)



Georgian Bars (Internal)



Sash Lift



Pole Eye



Sash Lock



Tilt Knob



Travel Restrictor



Security Bar

Hardware and Security

Add the finishing touches to your new windows with traditionally-styled vertical slider hardware. Pole eyes, tilt knobs, sash lifts, sash locks and travel restrictors are fitted as standard, but we can also offer D handles if needed. All hardware is available in Chrome, Gold, White, Black or Satin Chrome to complement our range of colours.

Other additional options are available such as Georgian or Astragal glazing bars and trickle vents, to give your new windows a truly authentic and classical vertical slider look.

In addition to this, ECOSlide PVC-U sash windows are designed to be extremely safe and secure. High performance locking systems keep your home safe from potential intruders to give you extra peace of mind.

For added safety we also offer the option of a "Fire Egress" window design to provide emergency escape.



Toughened Glass

Glass Options



Contora™ Charcoal Sticks™ Minster™ Satin™ Stippolyte™

More options available upon request

