



**NORTH LONDON
WINDOWS LTD.**

Unit 14, Chingford Industrial Centre, Hall Lane, Chingford, London, E4 8DJ.
T: 0208-345-6008 **E:** quotes@northlondonwindows.co.uk **W:** www.northlondonwindows.co.uk







Trickle Vents
Cleverly positioned trickle vents allow the window to meet Part F of Building Regulations without spoiling its aesthetic appeal.



D Handle
These optional easy-grip handles can be used in place of pole eyes or sash lifts, and can be fitted externally on the bottom of the top sash for ease of operation.



Pole Eyes
Used for opening and closing the top sash. One pole eye is fitted to windows up to 479mm wide. Two are fitted on windows 480mm wide and over.



Travel Restrictors
Provides enhanced security and safety for your vertical sliding sash windows. Used to restrict the opening of the window to just 100mm. Key operated.



Tilt Knobs
Allow inward tilting of the sliding sashes for easy and safe cleaning from inside the home. Two tilt knobs are fitted as standard.



Sash Locks
Locks both bottom and top sashes firmly in place when the window is fully closed. Key lockable. One sash lock is fitted to windows up to 799mm. Two are fitted on windows 800mm wide and over.



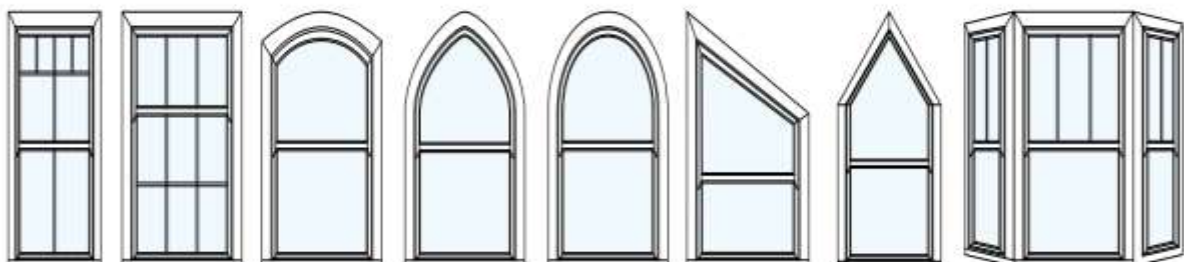
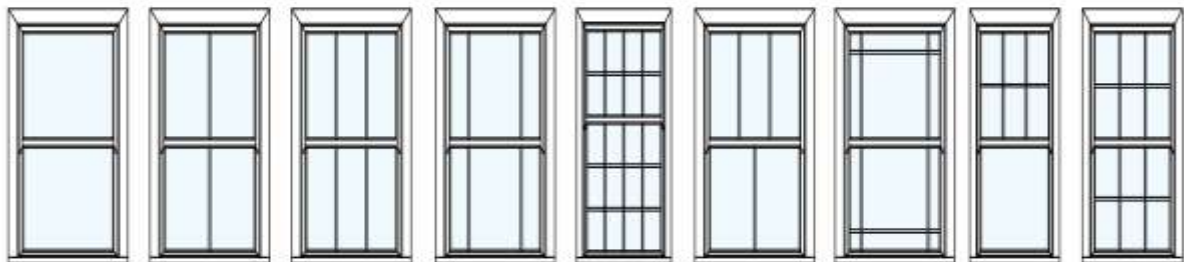
Toughened Glass
Fitted in both top and bottom sashes as standard.

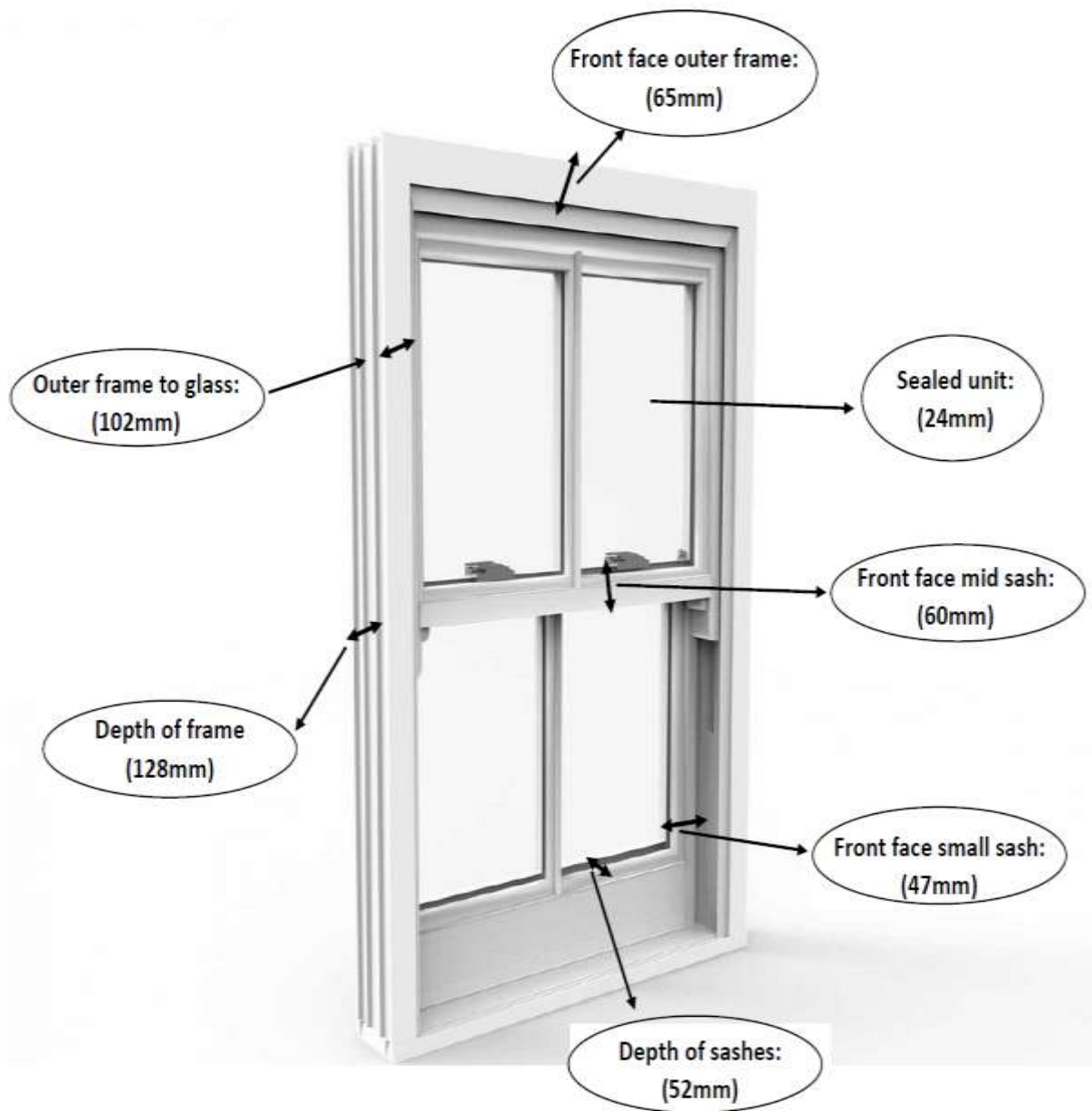


Security Bar
This specially-designed feature is an integral part of the window cill which significantly increases security, to help prevent potential intruders using tools or excessive force to try and lever open the bottom sliding sash and gain entry.



Sash Lifts
Used for opening and closing the bottom sash. One sash lift is fitted to windows up to 479mm wide. Two are fitted on windows 480mm wide and over.





Colour & Foil Options

Timber box sash windows were always painted, and you can replicate this look. If you want a more natural effect, our Crystal White, Cream, Golden Oak and Irish Oak foils give a realistic woodgrain appearance that mimics the grained texture and appearance of an original timber window.

We also offer colour outside/white inside options in Chartwell Green, Anthracite Grey, Agate Grey, Rosewood, Black/Brown, Cream, Golden Oak and Irish Oak. With this option, you can choose the external colour you like, while maintaining a white interior to better suit your home's decoration.



Colours are shown as a guide and are only as accurate as the printing process allows

Glass Options



More options available on request



Sash Lift



Pole Eye



Sash Lock



Tilt Knob



Travel Restrictor



Security Bar



Toughened Glass



Trickle Vent



Choose Your Finishing Touches

Our eyes, all handles, knobs, rollers, camlocks and raised rollers are available in standard, but we can also offer 22 finishes if needed. All finishes are available in a standard or high-quality finish.



Handle

Our standard range of handles is made from solid brass or stainless steel. We also offer a range of handles in a variety of finishes.



Camlock

Our standard range of camlocks is made from solid brass or stainless steel. We also offer a range of camlocks in a variety of finishes.



Roller

Our standard range of rollers is made from solid brass or stainless steel. We also offer a range of rollers in a variety of finishes.



Raised Roller

Our standard range of raised rollers is made from solid brass or stainless steel. We also offer a range of raised rollers in a variety of finishes.



Knob

Our standard range of knobs is made from solid brass or stainless steel. We also offer a range of knobs in a variety of finishes.



Knob

Our standard range of knobs is made from solid brass or stainless steel. We also offer a range of knobs in a variety of finishes.



White



Gold



Satin Chrome



Chrome



Black



Black Nickel



Rose Gold



Antique Gold

Hardware finishes

Complete your sash windows with our range of stunning hardware finishes! From classic white to sleek chrome or timeless antique gold, choose the perfect style to match your home's aesthetic.



No Horn



Run-Through Sash Horn



Astragal Bars (External)



Georgian Bars (Internal)

A Breath of Fresh Air





Document Q Windows

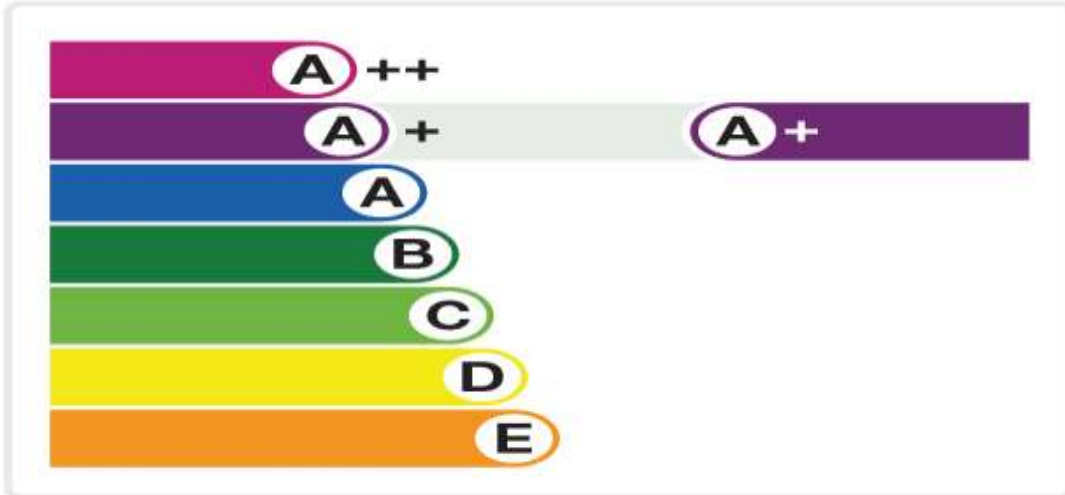
Security-dwelling became part of the Building regulations in England on 1st October 2015. The current 2015 edition of Document Q only applies to new dwellings. However, if a property was built to comply with Document Q then the replacement glazing will need to also comply. Ground floor, basement and other easily accessible windows should be secure windows. Secure windows should be manufactured to a design that are shown by test to meet the security requirements of PAS 24: 2022.

All easily accessible glazing should contain at least one pane of laminated glazing.

COMPONENTS USED ON DOCUMENT Q WINDOWS

- ▶ Hardex High Security Cam Lock - fitted with 4 screws
- ▶ Hardex High Security Keep - fitted with 5 screws
- ▶ Document Q Snap Latch - fitted with metal latch
- ▶ Spacer - fitted to sash
- ▶ Aluminium Support - fits into frame to support snap latches
- ▶ Jam Blocks - fit on top of the sash to stop movement
- ▶ Aluminium Re-enforcements - fitted as standard in all Document Q windows

Standard Vertical Sliding Sash
Window
A+ Rated









Unit 14, Chingford Industrial Centre, Hall Lane, Chingford, London, E4 8DJ.
T: 0208-345-6008 E: quotes@northlondonwindows.co.uk W: www.northlondonwindows.co.uk